

Recombinant Anti-Human CD28 mAb

Cat. No.:MGC013 size : 50 μ g / 1mg

Characteristics:

Source	Chinese Hamster Ovary cell line
Description	Isotype: Mouse IgG1/Kappa
Predicted molecular mass	150 kDa

Specification:

Appearance	Colorless clear liquid
Purity	\geq 95%, by SDS-PAGE (under reducing (R) & Non-reducing conditions, visualized by Coomassie staining)
Endotoxin	\leq 0.001EU/ μ g by the LAL method
Activity	Measure its binding ability with Jurkat cells using flow cytometry. The ED ₅₀ of this effect is less than 30 ng/mL.
Formulation	0.22 μ m-filtered solution containing PBS, pH 7.4


Handling and Storage:

Shipping	Wet ice (seasonal)
Storage & Stability	24 months at -20°C to -80°C under sterile conditions
	6 months at 2°C to 8°C under sterile conditions

Use a manual defrost freezer and avoid repeated freeze-thaw cycles.

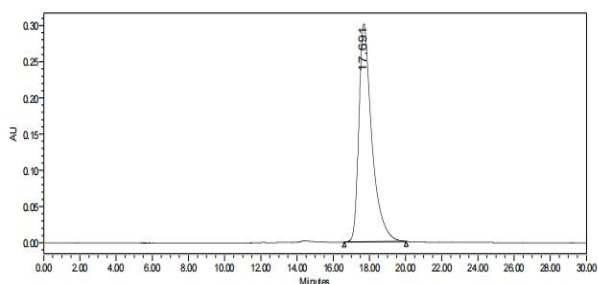
Data:

SDS-PAGE

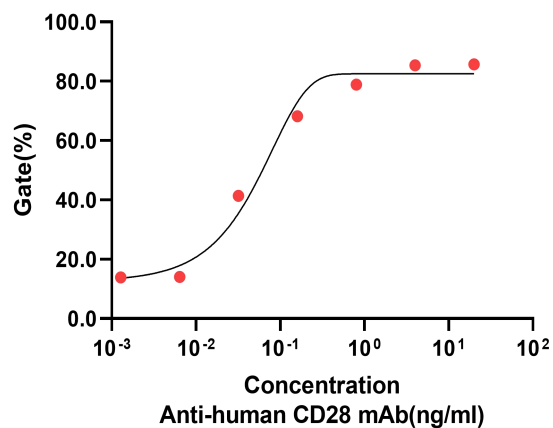


Recombinant Anti-Human CD28 mAb (Cat. No. MGC013) SDS-PAGE under reducing (R) & Non-reducing conditions. The gel was stained with MGC013 SDS-PAGE.

SEC-HPLC



Bioactivity



Recombinant Anti-Human CD28 mAb (Cat. No. MGC013) binding with Jurkat cells. The ED₅₀ for this effect is less than 30 ng/mL.

S260401