Recombinant Human IFNγ

Cat. No.:MGC034 size：10μg / 50μg / 1mg

Characteristics:

Source	Chinese Hamster Ovary cell line
Description	Human IFNγ (Gln24-Gln166) Accession # P01579
Predicted molecular mass	16.8 kDa

Specification:

Appearance	White powder, Colorless clear liquid after reconstitution
Purity	≥95%, by SDS-PAGE (under reducing (R) & Non-reducing conditions, visualized by Coomassie staining)
Endotoxin	≤0.01EU/μg by the LAL method
Activity	Measured in a cell proliferation assay using Mo7e human leukemia cell line. The ED_{50} for this effect is ≤ 2 ng/mL,corresponding to a specific activity of ≥ 2 x 10^7 units/mg.
Formulation	Lyophilized from a 0.22 μm-filtered solution containing PBS, 5% mannitol and 0.01% Tween 80, pH 7.4

Handling and Storage:

Reconstitution	It is recommended to redissolve in sterile deionized water.
Shipping	Wet ice (seasonal)
Storage & Stability	36 months at -20°C to -80°C in lyophilized state 6 months at -20°C to -80°C under sterile conditions after reconstitution 7-10 days at 2°C to 8°C under sterile conditions after reconstitution **Use a manual defrost freezer and avoid repeated freeze-thaw cycles.**

Data:

SDS-PAGE

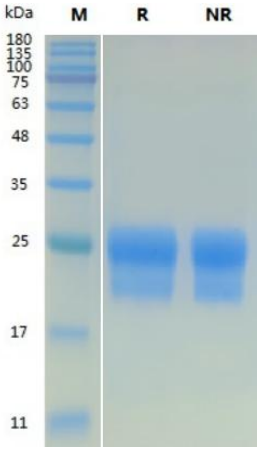

Recombinant Human IFNγ (Cat. No. MGC034) SDS-PAGE under reducing (R) & Non-reducing conditions. The gel was stained with MGC034 SDS-PAGE.

Bioactivity

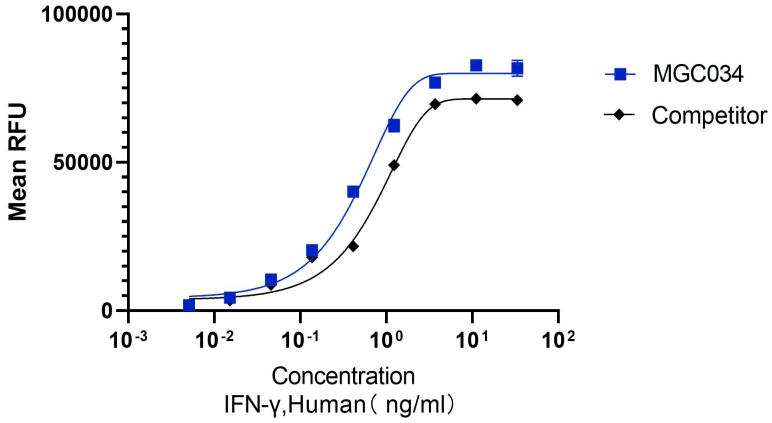

Recombinant Human IFNγ (Cat. No. MGC034) stimulates proliferation of Mo7e cells. The ED_{50} for this effect is ≤2 ng/mL. The activity of MGC034 was higher than the other competing product.

Bioactivity

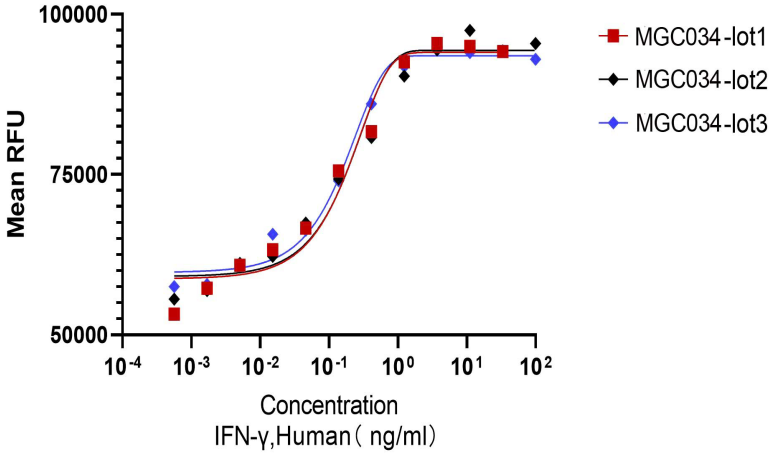

S260401

本产品仅供科研使用。请勿用于医药、临床治疗、食品及化妆品用途